

**Bachelor of Arts
(BA)**

**Environmental Science
(DBAPAE201T24)**

**Self-Learning Material
(SEM II)**



**Jaipur National University
Centre for Distance and Online Education**

**Established by Government of Rajasthan
Approved by UGC under Sec 2(f) of UGC ACT 1956
&
NAAC A+ Accredited**



Jaipur National University

Course Code: DBAPAE201T24
Environmental Science

Table of Contents

Unit	Content Name	Page No.
	Course Introduction	i
Unit 1	Meaning and Concept of Environmental Science	01-07
Unit 2	Basic Environmental Concepts	08-25
Unit 3	Curriculum for Environmental Education	26-49
	Reference	50

Expert Committee

Prof. R.L. Raina
Former Vice Chancellor, JKLU
Professor of Communication, IIM Lucknow

Prof. Rita Arora
Dept. of Humanities,
JNU, Jaipur

Course Coordinator

Dr. Shavya Singh
Dept. of Humanities,
JNU, Jaipur

Unit Preparation

Unit Writers

Dr. Arun Kumar Singh
Dept. of Humanities,
JNU, Jaipur
(Unit-1,3)

Mr. Hemant Ajmera
Dept. of Humanities,
JNU, Jaipur
(Unit-3)

Assisting & Proof Reading

Ms. Anita Arya
Dept. of Humanities,
JNU, Jaipur

Editor

Dr. Anita Dhaka
Dept. of Humanities,
JNU, Jaipur

Secretarial Assistance

Mr. Nitin Parashar, PA (SBM)

Course Introduction

Environmental Science, has 4 credits and is an interdisciplinary field that integrates physical, biological, and information sciences to study the environment and the solutions to environmental problems. This course aims to provide students with a comprehensive understanding of the fundamental principles of environmental science, the essential concepts of environmental education, and the critical thinking skills necessary to address and solve environmental challenges.

The curriculum for environmental education will include hands-on activities, fieldwork, and community engagement projects to provide practical experience and enhance learning outcomes. Topics such as environmental ethics, sustainability, and the role of individuals and communities in environmental stewardship will be explored. Students will be encouraged to develop critical thinking skills, problem-solving abilities, and a proactive approach to addressing environmental issues.

By the end of this course, students will have a thorough understanding of environmental science and its applications. They will be equipped with the knowledge and skills needed to contribute to environmental conservation, sustainable development, and the promotion of environmental education in their communities and beyond.

Course Outcomes

After studying this course, a student will be able to:

1. List the fundamental principles and scope of environmental science.
2. Explain the multidisciplinary nature of environmental science and its relevance in addressing global environmental issues.
3. Describe the structure and function of ecosystems and the importance of biodiversity.
4. Apply knowledge of natural resource management to case studies and real-world scenarios.
5. Examine the components of a successful environmental education curriculum and its implementation.
6. Critically assess the effectiveness of conservation efforts and sustainable development practices.
7. Formulate innovative solutions to complex environmental challenges, integrating scientific, ethical, and socio-economic perspectives..

We hope you will enjoy the course.

Acknowledgement

The material we have used is purely for educational purposes. Every effort has been made to trace the copyright holders of materials reproduced in the book. Should any infringement have occurred, the editors apologise and will be pleased to make the necessary corrections in the future editions of this book.

Unit :1

Meaning and Concept of Environmental Science

- Introduction
- Definition
- Objectives
- Importance of Environmental Education

Introduction- The Environmental studies include a number of academic fields, including chemistry, physics, biology, medicine, agriculture, public health, and sanitary engineering, it is a multidisciplinary field of study. It is the study of physical phenomena that occur in the surroundings. The study examines the origins, processes, movement, destiny, and impact of physical and biological species in the soil, water, and atmosphere, as well as the impact of human activities on these elements.

Understanding earth processes, evaluating alternative energy sources, mitigating and controlling pollution, managing natural resources, and the consequences of climate change are just a few of the topics that environmental scientists study. There is almost always a physical, chemical, and biological process interaction involved in environmental challenges.

Definition- Some important definitions of environment are following-

Boring: 'A person's environment consists of the sum total of the stimulation which he receives from his conception until his death.' The description given above leads one to the conclusion that the term "environment" refers to a variety of influences, including intellectual, physical, political, social, moral, and emotional ones. The environment is the culmination of all outside factors that have an impact on a living thing's life, characteristics, behavior, and stages of growth, development, and maturation.

Douglas and Holland: "All external forces, influences, and conditions that have an impact on the life, nature, behavior, and growth, development, and maturity of living organisms" are collectively referred to as the environment.

➤ SCOPE OF ENVIRONMENTAL SCIENCE

Environmental studies are multidisciplinary in nature. The environment increasingly includes concerns about waste management, pollution prevention, biodiversity preservation, and the preservation of natural resources in addition to health and sanitation issues. Since this calls for skilled eyes, new career possibilities are being created. Not only do biologists and engineers have a plethora of chances in this subject, but scientists also do. As environmental journalists, there's a strong probability of finding employment in this industry. The following fields can benefit from the use of environmental science:

Ecosystem Structure and Function- The primary focus of ecosystem science is the study of the processes that connect the living organism, or biotic component, to the inorganic object, or non-living component. Therefore, we should be aware of both biotic and abiotic components while studying the environment.

Natural Resource Conservation- The goal of natural resource conservation includes the management and maintenance of forests, which are natural resources, as well as the preservation of wildlife. There is also a range of environmental studies.

Environmental Pollution Control- With a knowledge of environmental science, pollution can be managed by everybody. He or she is capable of managing trash and looking for ways to reduce pollution in the area of pollution control.

Environmental management- The Central and State Pollution Control Boards are assisted by a number of independent environmental specialists. They provide guidance on how to address environmental issues while finding the best answer for impending issues. They provide guidance on reducing pollution brought on by industrial growth. There are now a number of consultants active in policy formation, pollution control, and ecological balance maintenance that work with government organizations.

The scope of environmental studies in industry- Environmental scientists aim to maintain ecological equilibrium while simultaneously preserving biodiversity, regulating the use of natural resources, and protecting them. The majority of enterprises have a dedicated division for environmental research and development. These sections regulate how their industry affects the environment. The fast industrialization is destroying our ecology. The production

of "green" goods and products is becoming more popular as a means of fending off this threat. Thus, we may conclude that environmental studies has a lot to offer the industrial sector.

Research and development- The growing public awareness of environmental issues has created enormous opportunities for research and development. A range of academic institutions and governmental bodies provide a platform for this kind of study. These universities carry on research projects to provide strategies for tracking and reducing the causes of pollution in the environment. Many actions are being done to reduce greenhouse gas emissions and adopt renewable energy sources in response to the growing threat posed by global warming. These days, they spread knowledge about the various uses of solar energy. This gives researchers and developers an overview of environmental history.

Social Development- Nongovernmental organizations, or NGO's, aid in raising public awareness of several environmental concerns and environmental conservation. In this area, they also influence public opinion. Their efforts are focused on spreading knowledge and influencing governmental policies that have an immediate impact on the environment. One aspect of this profession's social component is managing the population boom by planning advisory awareness camps.

➤ **IMPORTANCE OF ENVIRONMENT SCIENCE**

Studies on the environment educate us the value of conserving and protecting the ecosystem from the pollutants we carelessly discharge into it.

The following are the main reasons why environment science has gained importance:

Environment Issues Being of International Importance- Environmental problems such as ozone depletion, acid rain, marine pollution, global warming, and biodiversity are widely acknowledged to be global problems that call for international collaboration and efforts to address them.

Problems Cropped in the Wake of Development-Urbanization, industrial growth, transportation networks, agriculture, housing, and other things were all brought about by development. In the developed world, nevertheless, it has grown less common. The North has

really succeeded in moving the "dirty" factories of the South in order to purify their own environment. Perhaps the West didn't realize how its actions would affect the environment when it was developing. Even if the emerging world pursues this course, it is obviously not desirable nor possible.

Explosively Increase in Pollution-According to the world census, one in seven people on the planet hails from India. With only 2.4% of the world's land area and 16% of its people, it appears that there is significant strain on natural resources, particularly land. Experts in agriculture have identified issues with the health of the soil, such as a lack of organic matter and micronutrients, salinity, and structural degradation.

Need to Save Humanity from Extinction-It is our responsibility to prevent the annihilation of mankind. due to the actions we have taken to restrict the environment and diminish the biosphere in the sake of development.

Need for Wise Planning of Development-It's essential to our existence and nutrition. For the environment's sustainability and our own growth, all of our actions—including resource extraction, product processing, and use—must be coordinated with the natural cycles.

➤ **NEED FOR PUBLIC AWARENESS**

Public education is necessary to raise awareness of the dire effects of environmental degradation, which might lead to the extinction of life if corrective action is not taken. Numerous environmental issues confront us. To ensure that the nation's actions are environmentally beneficial, it is imperative that they become aware of these issues.

Following are some of these difficulties:

Growing Population-The annual growth rate of the population, which currently numbers over a billion, is 2.11 percent. Annually, the population grows by almost 17 million. It lessens the benefits of growth and places a great deal of strain on its natural resources. Therefore, limiting population increase is the biggest issue we have. Development follows naturally from population management, but development also causes a decline in the rates of population increase. It is crucial for the women's growth.

Poverty-India is typically characterised as a wealthy country home to a destitute populace. There is a connection between environmental deterioration and poverty. For the bulk of our population, the country's natural resources provide all of their fundamental requirements, including food, fuel, housing, and fodder. Approximately 40% of our population still lives in poverty. The impoverished, who depend on the resources in their immediate surroundings, have suffered greatly as a result of environmental deterioration. Therefore, the problems of poverty and environmental deterioration are really just two sides of the same coin. Poverty is mainly the cause of population expansion. Because all children are earners and helpers to the really poor, they don't really care about world issues.

Agricultural Growth-It is important that the public understands how to expand agricultural production while minimizing environmental harm. Soil salinity and physical structural damage have been induced by high producing cultivars.

Need to Ground water-It is crucial to using groundwater more sensibly. Chemical pesticides and fertilizers, industrial effluents, and municipal wastes have all contaminated our surface water and lowered the quality of our groundwater. While lakes provide a significant issue, it is imperative that the water quality of our rivers and other bodies of water be restored. Finding appropriate solutions for the challenging problems of water consecration, safe drinking water supply, and water body cleanliness is crucial.

Development and Forests-River catchments are provided by forests. A plan was created to use the powerful river for massive irrigation projects in response to the growing need for water. These will undoubtedly destroy local wildlife and plants, drown forests, and uproot residents. Because of this, there is currently debate in politics and science over the dams built on the Narmada, Bhagirathi, and other rivers.

Summary

Gives students access to an extension of their learning—a multisensory, experiential learning environment—without leaving the classroom. enables the notion of development through a broad range of experiences. offers chances for the meaningful integration of disparate elements of the school curriculum. Given how closely the environment is linked to human existence, an interdisciplinary approach to problem-solving should take into account the

environment as a whole. Studying the environment teaches us the value of conserving and protecting the ecosystem from our careless discharge of pollutants.

MCQ Questions-

1. What is environmental science's objective?
 - A) Optimizing resource extraction profits
 - B) Maintaining natural habitats free from human interference
 - C) Recognizing and reducing human environmental impact
 - D) Encouraging fast industrialization without consideration to environmental effects

Ans.(C)

2. What does environmental science mostly focus on?
 - A) Utilizing natural resources;
 - B) comprehending how humans and the environment interact;
 - C) creating environmental regulations;
 - D) Exploration of extraterrestrial environments

Ans.(A)

3. Which academic fields are frequently included in environmental science?
 - A) History and geography;
 - B) Biology and chemistry;
 - C) Mathematics and literature;
 - D) Psychology and sociology

Ans. (B)

4. In environmental science, what does the term "interdisciplinary" mean?
 - A) Concentrating just on a single scientific field
 - B) Combining information from several scientific fields
 - C) Giving subjective beliefs precedence over scientific principles
 - D) Conducting research alone, without assistance from other scientists

Ans. (B)

5. In the context of environmental science, what aspect is not normally taken into consideration?
 - A) Change of the climate
 - B) Dynamics of human population

C) Space exploration

D) conservation of biodiversity

Ans.(C)

Unit :2

Basic Environmental Concepts

ECOSYSTEM- An ecosystem is a group of living things that work together and with inanimate objects to develop sustainably and adapt to changing environmental conditions. Around us, there exist several ecosystems that are made up of both living and non-living things. The term "biosphere" refers to the entirety of Earth's ecosystems."Ecosystem is defined as a self-sustained community of plants and animals existing in its own environment," stated A.G. Tansley in 1935, when he coined the word.According to Odum (1971), an ecosystem is any group of organisms in a particular region interacting with the physical environment in such a way that a flow of energy gives rise to the system's biotic diversity, material cycles, and a clearly defined tropic structure.An ecosystem is a community of interrelated species and their surroundings, according to Michael Allaby (1983).

CONCEPT OF ECOSYSTEM:Life in an ecosystem interacts with its surroundings on a variety of levels. A fish in a river interacts with water, other creatures, and rivals in a big space, but a single bacterium in the soil interacts with the water and air surrounding it in a small space.

From an operational standpoint, it is nearly impossible to separate the biotic and abiotic components of an ecosystem because of their strong interdependence. Thus, in an ecosystem, the biotic communities of creatures and the abiotic environment (rainfall, temperature, and humidity) mutually impact each other's attributes in order to sustain life.

STRUCTURE OF ECOSYSTEM

A structure of Ecosystem comprise of

- The biological community's composition, which includes the number of species, biomass, life cycle, and spatial distribution.
- The amount and dispersion of inanimate objects, such nutrition water, etc.
- The fury of existence's conditions, including light and temperature.

FUNCTION OF ECOSYSTEM:

- The community's production and respiration rates, or the rate of biological energy flow.
- The speed at which nutrients or materials cycle
- Ecological or biological regulation, which covers both the environment's control over organisms and the organisms' control over their surroundings.

COMPONENTS OF AN ECOSYSTEM:

An ecosystem consists of two parts: living components and non-living components.

Non Living Components (Abiotic)-The physical and chemical elements, such as air, water, land, rock, etc., that have an impact on life things either directly or indirectly are considered non-living components. Abiotic components are also defined as non-living elements. Sunlight, water, fire, soil, air, temperature, and other physical elements are examples.

Water salinity, soil nutrients, moisture content, oxygen dissolved in water, and other chemical factors are examples.

Living Components:(Biotic)- Producers and consumers make up the living parts of an ecosystem. They go by the name "biotic components" as well. Organic components can be produced by producers; for example, through a process known as photosynthesis, plants can create cellulose, starch, and other carbohydrates. Humans and animals are examples of consumers—the parts of the population that depend on producers for their nourishment.

Biotic Components are divide into 3 main groups-

- Producers
- Consumers
- Decomposers or Reducers

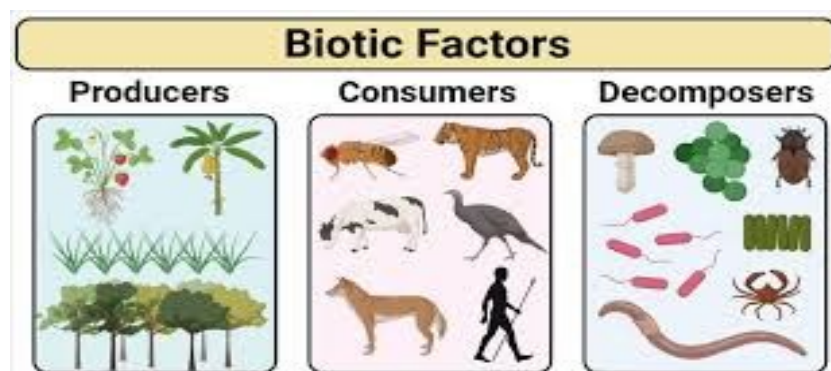
Producer (Autotrophs):The chlorophyll of green plants helps them to absorb solar energy and convert it into chemical energy in the form of carbohydrates by utilizing two simple inorganic compounds: carbon dioxide and water. Photosynthesis is the term for this process. Part of the chemical energy that the producers store is used by the producers for their own development and survival, with the remainder being stored in the plants for later use.

Depending on where they get their food, they are divided into two groups.

- a. **Photoautotrophs:**An organism that can use light as its energy source to create sustenance for itself from inorganic components. Photoautotrophs include green plants and photosynthetic microorganisms.
- b. **Chemotrophs:**Organisms that obtain their energy from the oxidation of environmental electron sources. Both organic (chemoorganotrophs) and inorganic (chemolithotrophs) molecules can be these.

Consumers (Heterotrophs):The animals are dependent on the producers for their food because they are lacking of chlorophyll and cannot synthesize it on their own. They're referred to as heterotrophs (heteros = others, trophs = feeders).Four categories of consumers exist:

- (a) **Primary Consumer:** (Herbivores) i.e. Animal depend on plants for feeding, e.g. Rabbit, deer, goat etc.
- (b) **Secondary Consumers:** The animal depend on Herbivores for feeding are called as secondary Consumer or primary carnivores. e.g. Cats, foxes, snakes.
- (c) **Tertiary Consumers:** These are large carnivorous organism which depend on secondary consumers for feeding. e.g. Wolves
- (d) **Quaternary Consumers:** They are also called omnivores these are largest carnivores Which feed on tertiary consumers and are not eaten up by any other animals. e.g. lion



Decomposers or Detrivores-Fungi and bacteria are included in this group. For their food, they decompose the dead organic matter of producers and consumers, releasing the simple

inorganic and organic material into the environment. The producers recycle these basic materials, creating a cyclical material exchange between the biotic and abiotic environment

Eg: Bacteria, Beetles etc

FACTORS AFFECTING ENVIRONMENT

- Exploitation of Natural Resources
- Forest degradation
- Pollution
- Rapid Urbanization
- Global warming
- Ozone depletion
- Reduction in water resources etc.

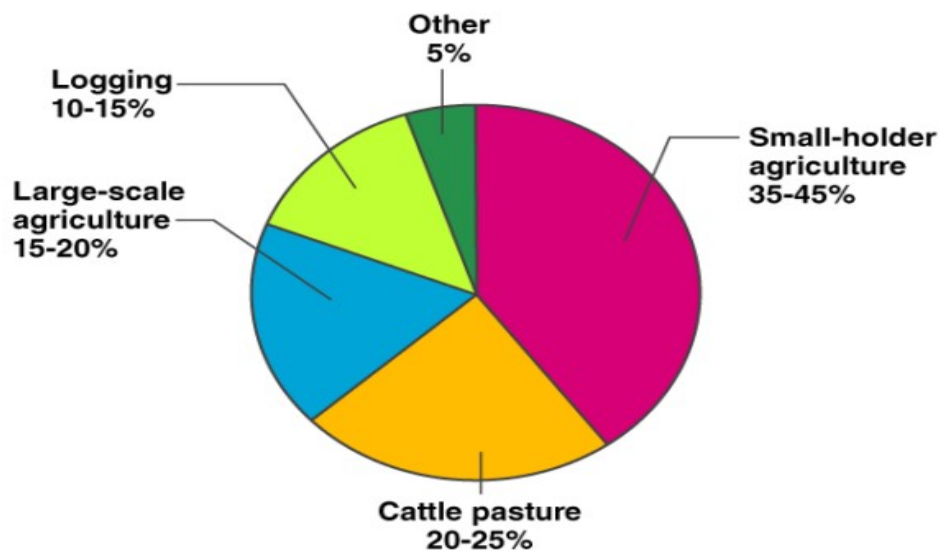
EXPLOITATION OF NATURAL RESOURCES-The industrial revolution severely stressed the earth's natural resources, particularly the plant and animal species, via the use of such resources. Natural resources have been overused in order to supply people with the necessities of clean food, water, and shelter. As the population grew, more trees were chopped down from forests to make fuel and homes. The verdant, lush grounds needed to be cleared for the construction of homes, farms, and other associated industrial projects.

By these following activities we can decrease exploitation of natural resources-

- lower dependence on fossil fuels
- Finding more environmentally friendly renewable energy sources and technologies
- Cutting back on the usage of plastic and plastic-related items.
- Promoting water conservation



Forest degradation-Trees, bushes, and other plants with closed shades form forests. They are among the most abundant natural resources that are continuously utilized to give humanity access to a variety of amenities. They are vital to humankind because they help keep the water and air pure, serve as a natural home for a wide variety of living forms, and provide shelter to rare species of plants, animals, and people. Since the planet's forests have been degrading for many millennia, it is urgently necessary to protect and safeguard them.



The causes of deforestation are following-

1. One of the primary causes of deforestation in many countries across the world is the slash and burn agriculture method used by landless indigenous people or tribes that chop the trees to produce their crops.

2. Additional mining, industrial growth, and hydroelectric projects are major contributors to deforestation. Even building dams over rivers has harmed the environment of the forests by making them more accessible.
3. A number of government-sponsored initiatives also attempt to provide landless farmers with forest areas in order to resettle them. As a result, there was a decrease in the amount of forest land that was utilized for living and other activities.
4. One of the main causes of is also the commercial felling of trees for the aim of selling pulp or lumber.

POLLUTION- In general, pollution refers to the introduction of substances into the air, water, and land that have a negative impact on the environment's inherent quality. Seldom does pollution also entail the removal of environmental elements as opposed to their addition. Pollution of the environment is one of the biggest problems facing humanity today. There are three major forms it may take: soil, water, and air. Since the beginning of the urban industrial technology revolution, the quality of all three kinds has likewise rapidly declined. The primary cause of environmental degradation is man's exploitation of natural resources to satisfy his materialistic desires, endangering not just other species on the planet but even himself.

For instance, India's industrial development is accelerating quickly, with a number of industries including chemical, electricity, nuclear, food, petroleum, plastics, and pesticides. Due to the heavy load this has placed on the ecosystem, pollution is now occurring from industrial emissions and effluents, particularly from the hazardous gasses that are constantly released into the atmosphere. Thus, over time, the quality of the air we breathe and the surrounding environment have declined to the point that they have exceeded a critical threshold, making them deadly for humans.

Pollution is classify in mainly three types-

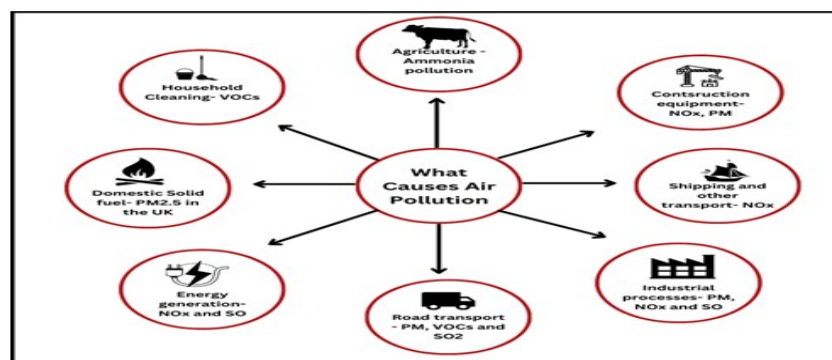
1. Air Pollution
2. Water Pollution
3. Soil or Land Pollution

1. Air Pollution –Essentially, air pollution is the result of foreign materials being present in the air and negatively affecting people's health or causing property damage. This is seen to be

a serious environmental risk that people are dealing with in both urban and rural regions, since it can cause respiratory and other health problems that can have long-term effects.

The impacts of air pollution are numerous and include respiratory tract irritation, eye, throat, and nose irritation, lung damage from smoking, and injury to others around you from inhaling tobacco smoke. Thus, severe dust and smoke storms might hurt our skin.

In the upcoming years, it is predicted that the quantity of carbon dioxide will double, raising Earth's atmospheric temperature and causing glaciers and ice caps to melt. This would alter rainfall patterns and have an impact on agricultural productivity. Global air pollution is rising at an alarming rate, and if adequate action is not taken soon, there might be dire repercussions for both humans and other animals.



Water Pollution –Since life cannot exist without water, humankind is very concerned about the purity of the liquid since it represents a circumstance in which water's qualities and function are compromised. We all know that water makes up more than 70% of the earth's surface, making it one of the most valuable natural resources. However, 97% of the water is salty and cannot be consumed, and 2% of the water is contained in glaciers and polar ice caps, leaving only 1% of the water available for direct consumption or drinking.

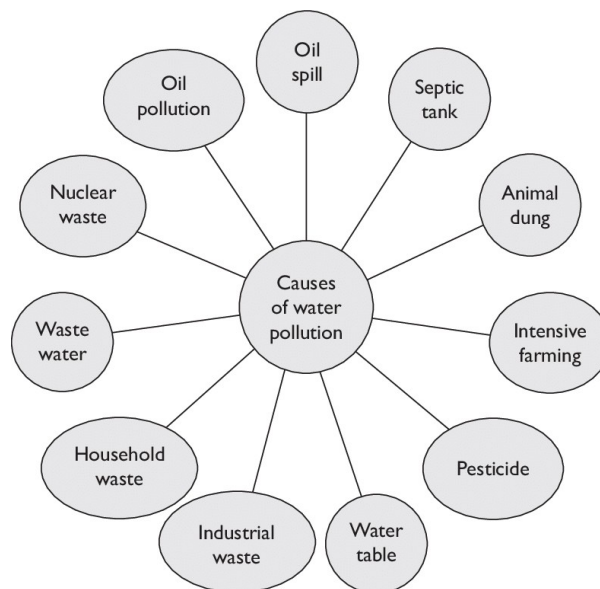
There are many different types of water contamination. Because different kinds of garbage are dumped into the river at different points, the water that runs down the river becomes contaminated. This might include waste from sewage treatment plants, mining waste, animal waste, chemical and microbiological pollution, heat pollution, radioactive waste, and so on. The primary causes of contamination in water are:

- Waste from Sewage
- Industrial discharge/effluents
- Agricultural discharge etc.

As a result, one must save, maintain, and store water since every drop is valuable. Groundwater must be replenished by

Harvesting rainwater,

- Reuse water wherever possible especially for activities like toilet flushing, landscape and irrigation etc.,
- Prevent the dumping of waste into natural water resources.
- And thus protect forests to protect rivers, lakes, wells etc.



SOIL OR LAND POLLUTION-The same practices significantly increased the risk of soil or land contamination. The primary causes of this include garbage disposal, mineral resource extraction, subpar farming methods, and negligent trash or waste disposal.

The main contaminants found in land and soil are:

1. Urban waste, which mostly consists of materials such as plastics, paper, rubber, fibers, fragments of iron, household items, etc. These pollutants pollute the soil because they are deposited in low-lying places.
2. Industrial waste: Common industrial pollutants that pollute soil include steel, paper, textile, and sugar industries. Vegetables, fruits, and other food items are contaminated

by harmful chemicals that seep into the land and water and lead to serious illnesses like cancer.

3. Agricultural waste: In agriculture, pesticides such as DDT, aldrin, chlordane, indane, and others are widely utilized.

Root crops become contaminated by these wastes because soil particles can readily absorb them.

4. Nuclear plant waste: Radioactive waste from nuclear device explosions seeps into the ground and builds up there, contaminating the land.



4.RAPID URBANIZATION- As you are all aware, the Industrial Revolution had unintended consequences. For example, as cities became more populous, so did the need for electricity and power, two things that were vital to a nation's economic growth. We have now surpassed the pinnacle of energy use, including that of fossil fuels like oil and gas. These resources may run out in a few hundred years because they are limited and took millions of years to produce.

As everyone knows, the energy needs of the urban population are far higher than those of the rural population. The following are some of the urban regions' energy-intensive activities:

1. Lighting in both commercial and residential buildings
2. Using contemporary devices in daily life
3. Energy-based methods are used to dispose of the garbage that is produced.
4. Energy-dependent technology must be used to reduce pollution.

5.GLOBAL WARMING-The term "global warming" describes how the earth's surface continues to warm, changing the atmosphere as a result. Although they have different

meanings, the phrases "climate change" and "global warming" are occasionally used interchangeably. Climate change is a consequence of global warming, whereas global warming is the result of both variations in solar irradiance and greenhouse gas emissions from human activity. Therefore, when the atmosphere becomes saturated with surplus greenhouse gases, global warming may be described as the general warming tendency of the earth's atmosphere.

Consequences of global warming: Although there are many different and significant consequences of global warming, some of the more significant ones are mentioned here.

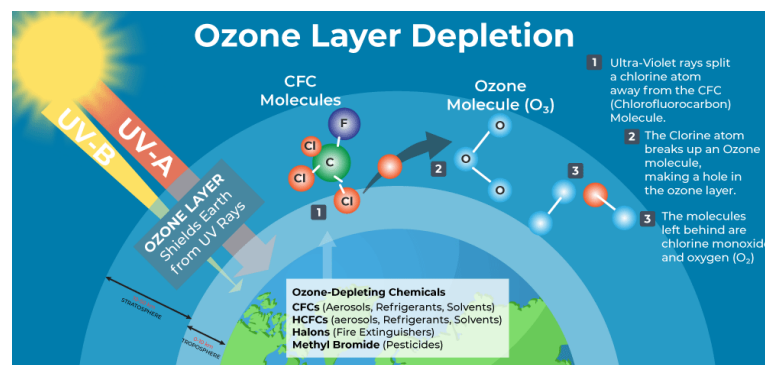
1. A rise in the temperature of the earth's surface
2. Glaciers melting
3. Loss of biodiversity
4. Sea level rise
5. The frequency of severe weather events
6. An increase in the frequency of wildfires
7. Ocean acidification
8. Lower agricultural production
9. The extinction of unique species
10. Contamination of ground water, particularly in coastal regions, etc.



6.OZONE DEPLETION-One of the main consequences of the Industrial Revolution is also ozone depletion. We are protected from UV radiation by the ozone layer, which makes up 99 percent of the atmosphere and absorbs the sun's high frequency ultraviolet rays. It has been discovered throughout time that the detrimental impacts of human activity on the

environment are causing the ozone layer to thin. Consequently, there is an increase in UV radiation exposure due to the declining ozone content. Therefore, there are several effects of ozone depletion. Several of them consist of:

- Increased risk of skin cancer;
- Breathing problems and throat irritation in humans;
- Eye cataracts in humans caused by direct sun exposure;
- Changes in crop and flowering patterns;
- Faster aging of the skin due to DNA mutation;
- Leukemia, lung damage, lung cancer, vision impairment, etc.



9. REDUCTION IN WATER RESOURCES-We are all aware of the improved lifestyle and rapidly expanding population that fast industrialization brought forth. There has been a steady decline in water resources as a result of the growing population and greater consumption of water resources.

Some of the causes are as listed below,

- An increase in the population
- Changes in human lifestyles;
- extreme weather, including cyclones, floods, droughts, and landslides;
- pollution of water bodies;
- ecological risk; biodiversity loss;
- deforestation;
- extinction of aquatic life, etc.

Acid rain -Acid rain caused by emission of sulfur dioxide and nitrogen oxides results in the formation of sulfuric and nitric acid, respectively, through reactions with water, oxygen, and other substances. In general, acid-impacted rain has a pH that is lower than 4.5. Volcanic

eruptions are one of the natural origins of acid rain. However, human activity is the most prevalent cause of acid rain. Sulfur and nitrogen oxides are released into the environment by burning fossil fuels, manufacturing, oil refineries, generating electricity, and automobiles. About two thirds of all sulfur dioxide and 25% of all nitrogen oxide in the US are produced by electric power plants that burn fossil fuels like coal at their core.

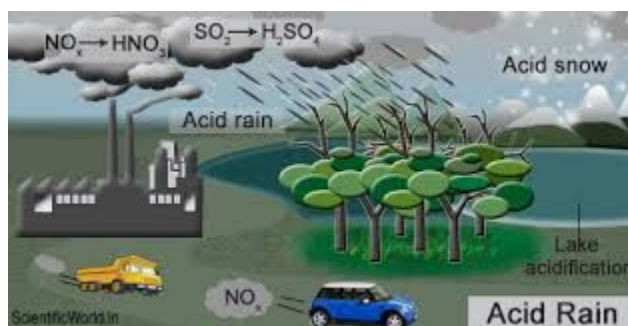
Causes of acidification- The major cause of acid rain is sulphur dioxide (SO₂), along with some level of oxides of nitrogen and ozone. Acid deposition is the product of these components' interactions with atmospheric reactants. Oceans and, to a much lesser extent, volcanic eruptions are the natural sources of sulfur pollution. According to Cullis and Hirschler (1980), burning coal and petroleum as well as numerous industrial activities are the man-made sources of SO₂ emissions. The production of sulfuric acids, the smelting of iron and other metallic (Zn and Cu) ores, and the use of acid concentrators in the petroleum sector are further sources. Although NO_x levels are lower than those of SO₂, they are still becoming more and more important in the creation of acid rain.

Effects of Acid Rain- There are several significant effects of acid deposition on both natural and artificial ecosystems, as evidenced by current research conducted in the Hubbard Brook Forest and other locations. However, because acid precipitation falls directly into aquatic environments, these settings are most obviously affected by acid deposition. In addition, deposition from roads, farms, and woods pours into lakes, rivers, and streams in both dry and wet forms.

Effects of acid rain on Health:- Acid rain has a similar appearance, texture, and flavor as clean rain. Acid rain does not directly injure people. It is not any riskier to walk or swim in acid rain or even in an acid lake than it is in clean water. Nevertheless, sulfur dioxide (SO₂) and nitrogen oxides (NO_x), the pollutants that generate acid rain, are harmful to human health. These chemicals combine in the environment to produce tiny sulfate and nitrate particles, which are then able to enter people's lungs by deep inhalation and travel great distances on wind. Indoor air can also be contaminated by fine particles. Numerous scientific investigations have found a link between higher fine particle concentrations and an increased risk of heart and lung diseases, including bronchitis and asthma, as well as an earlier mortality rate.

By the following activities we can Reduce Acid Rain-

- When not in use, turn off lights, laptops, and other equipment.
- Use appliances such as air conditioners, heaters, freezers, washing machines, and lights that use less energy.
- Utilize electric equipment exclusively when necessary.
- Maintain 68°F in the winter and 72°F in the summer on your thermostat. Increase your energy efficiency at night and when you're not at home.
- When feasible, try carpooling, taking public transit, or even better, walking or cycling.
- Purchase automobiles with reduced emissions of nitrogen oxides and ensure proper upkeep of your vehicles. There are several alternatives available to New Hampshire citizens when selecting an electrical supplier.
- Think about transferring to a program or energy supplier that uses renewable resources.



Extinction of species- The diversity of species and their habitats, or biodiversity, is crucial to the operation of ecosystems and the multitude of services they offer. These include the cycling of water and nutrients, the creation and maintenance of soil, defense against invasive species, pollination of plants, temperature regulation, and the management of pests and pollutants. The loss of biodiversity has a significant impact on environmental and human security.

An estimated 33 trillion dollars are produced annually by ecosystems in the form of goods and services; this is almost twice as much as the total amount produced worldwide as a consequence of human activity. Worldwide, between 50,000 and 70,000 plant species are employed in both traditional and contemporary medicine. Every year, some 100 million metric tons of aquatic organisms—including fish, mollusks, and crustaceans—are harvested

from the wild; these species are essential to the global food chain. In many nations with high rates of poverty and food insecurity, wild animal meat is an essential component of food supplies and livelihoods. There are many different animals participating, such as pigs, antelopes, monkeys, tapirs, pheasants, tortoises, and snakes.

Threats of species extinction- Following threats are responsible for species extinction-

- Habitat destruction and degradation
- Over-exploitation (extraction, hunting, fishing etc.)
- Pollution
- Disease
- Invasions of alien species (e.g. cats and rats on islands)
- Global climate change (changes in migratory species, coral bleaching)

Soil Erosion- The process of soil erosion occurs when soil is carried and deposited in other places after being taken from the Earth's surface by exogenetic processes like wind or water flow.

Soil erosion generally refers to the physical loss of topsoil caused by a variety of factors, such as wind, rain, water passing over and through the soil profile, glaciers, or gravity. Water and land are the most valuable natural resources that humans use to support and continue their activities. Agriculture is the sole industry that provides half of all jobs and maintains ecological equilibrium, and it is the major source of income for around 65% of people in India.

Since soil erosion has a negative and unfavorable impact on farming and cultivation in India, it is one of the main causes for worry. The physical qualities of soils are lost as a result of soil erosion, which also harms plants and crops. Over 130 million hectares, or 45% of the country's total land area, are severely damaged by soil erosion in India as a result of gorges, gullies, changing agriculture, farmed wastelands, sandy regions, deserts, and water logging. Severe landslides and floods are caused by soil erosion caused by rain and soil particles being carried by rivulets in mountainous regions.

Extreme soil erosion has been caused by a variety of anthropogenic activities, such as road construction, indiscriminate quarrying, traditional agricultural practices, grazing by large

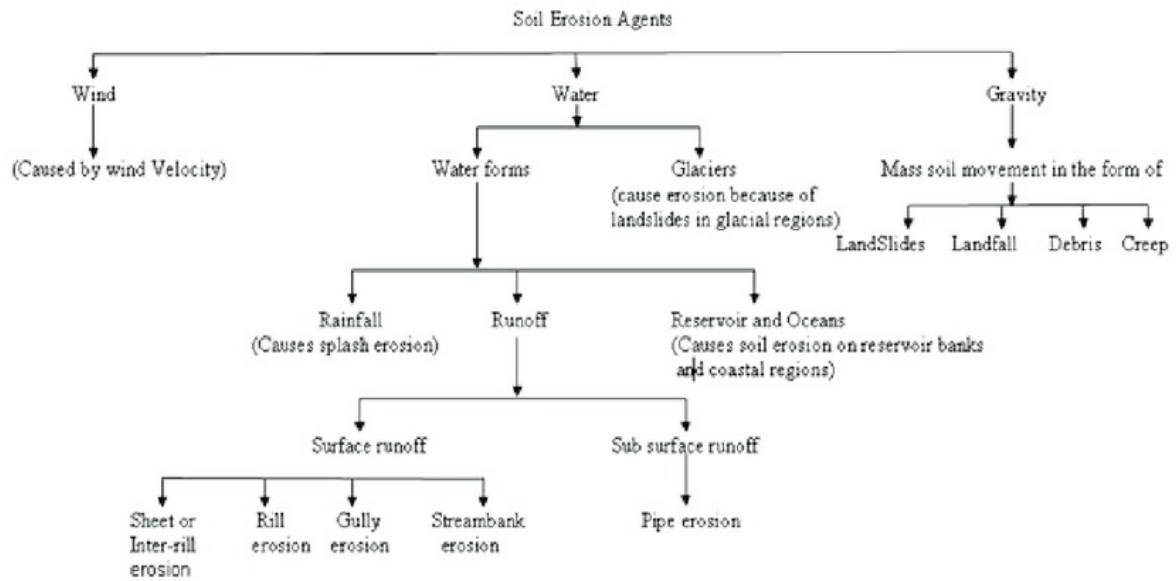
numbers of livestock over grasslands' carrying capacity, and cutting down trees for firewood, timber, and agricultural implements. Controlling soil erosion is a difficult challenge in India since the kharif sowing and transplanting season frequently coincides with the arrival of monsoon. A large portion of the field is exposed to the rains at this stage of the kharif crop, making the area vulnerable to soil erosion. Since most people are impacted by soil erosion, it is essential to monitor it from agricultural fields.

Causes of Soil Erosion-Soil erosion cannot be attributed to a single factor or considered to be the primary source of the issue. This process is caused by a multitude of underlying elements, some of which are human-induced and others of which are caused by nature. The following list includes the primary causes of soil erosion:

- The indiscriminate cutting of trees,
- Excessive grazing of the vegetative cover, and
- Forest fires
- The misuse of land can be attributed to several factors such as keeping it uncultivated and exposing it to wind and rain,
- cultivating crops that hasten soil erosion,
- removing organic matter and plant nutrients through careless cropping techniques,
- cultivating along the slope of the land, and using subpar irrigation techniques

Agents of Soil Erosion-The movement of soil from its original position to a new one is known as soil erosion. Soil erosion is mostly caused by glaciers, which are also the agents responsible for this. Rain, flooding, and runoff all contain water, which has a negative impact on soil. In actuality, soil is a mixture of clay, silt, and sand. Rainfall that falls on bare soil and mountains separates soil particles from the flowing water, carrying silt and clay particles with it. Similar to this, soil erosion results from wind blowing in the form of storms because its speed is too great to completely peel up the top layer of soil.

Animal and human activity are other variables that contribute to soil erosion. Soil naturally has a covering of vegetation. The constant grazing by the animals in the pastures causes the vegetation to be cleared by their strolling and grazing. erosion in bare areas. Soil erosion is also caused by human activities such as clearing land for various reasons, increasing agricultural production, and felling forests.



Summary-

A range of biotic and abiotic elements that work in concert with one another make up ecosystems. A few of the most crucial elements include soil, atmosphere, solar radiation, water, and living things. Both living things, or biotic factors, and non-living things, or abiotic factors, are present in an ecosystem. The environment's physical and chemical features are the non-living elements, also referred to as abiotic factors. In this unit we discuss the factors affecting the environment like acid rain, soil erosion, global warming and deforestation etc.

1. Which of the following describes an ecosystem's abiotic constituent?

- A) Plant
- B) Animals
- C) Soil
- D) Fungi

Ans.(C)

2. In an ecosystem, which of the following is a biotic component?

- A) Sunlight
- B) Water,
- C) Grass,
- D) Rocks

Ans©

3. What part in an ecosystem do decomposers play?

- A) They use photosynthesis to create oxygen.
- B) They recycle nutrients and decompose dead organisms.
- C) They give main consumers food.
- D) They control the number of predators in the area.

Ans(B)

4. In a food chain, which of the following is regarded as a primary consumer?

- A) Grasshopper
- B) Hawk
- C) Grass
- D) Snake

Ans.(B)

5. In a food chain, which trophic level do carnivores occupy the majority of?

- A) Primary customers
- B) secondary consumers
- C) Producer
- D) Decomposer

Ans. (B)

6. Which of the following is a main cause of air pollution?

- a) Solar energy
- b) Wind power
- c) Industrial emissions
- d) Hydropower

Ans. (c)

7. Which of the following deforestation directly affects?

- a) Atmospheric pressure
- b) Soil erosion
- c) Ocean currents
- d) Earthquake frequency

Ans. (b)

8. What of the following primary cause of global warming?

- a) Increased volcanic activity
- b) Deforestation
- c) Greenhouse gas emissions

d) Solar flares

Ans.(c)

9. Which of the following human activities contributes most to the depletion of the ozone layer?

a) Overfishing

b) Deforestation

c) Use of chlorofluorocarbons (CFCs)

d) Mining

Ans.(c)

10. Which of these is a consequence of water pollution?

a) Decreased rainfall

b) Desertification

c) Loss of aquatic biodiversity

d) Increased solar radiation

Ans.(c)

11. What is the major environmental impact of plastic waste?

a) Increases soil fertility

b) Enhances plant growth

c) Threatens marine life

d) Reduces air pollution

Ans. (c)

Unit :3

Curriculum for Environmental Education

Introduction: -The pursuit of sustainable development and environmental conservation policies, objectives and targets requires the public to be sufficiently sensitized about the multiple dimensions of environment and development. Awareness and understanding of environmental issues provide the basis and rationale for commitment and meaningful action towards environmentally sound and sustainable development. Education has been identified as a critical force for adopting a range of strategies for implementing such policies and programmes.

The best way to characterize environmental education is as a process meant to raise people's knowledge and comprehension of environmental concerns and encourage responsible behavior on both an individual and collective level. Processes that foster critical thinking, problem solving, and sound decision making are key to good environmental education. Students participate in procedures that include observation, measurement, classification, experimentation, and other methods of obtaining data in environmental education. Students may discuss, deduce, forecast, and understand facts concerning environmental challenges with the use of these techniques.

Definitions:"Environmental education is a learning process that fosters attitudes, motivations, and commitments to make informed decisions and take responsible action, as well as increases people's knowledge and awareness about the environment and associated challenges." It also helps people develop the skills and expertise needed to address these challenges. (1978 Tbilisi Declaration).

Environmental education is a means of carrying out environmental conservation objectives, according to UNESCO. It is a multidisciplinary subject study that covers a lifetime rather than a distinct branch of science. It refers to education for the purpose of protecting and improving the environment as well as education as a tool for community development with the goal of raising standards of living.

Environmental education (EE) refers to organized efforts to teach how natural environments function, and particularly, how human beings can manage behavior and ecosystems to live sustainably. It is a multidisciplinary field that incorporates mathematics, geography, earth science, physics, ecology, chemistry, biology, and atmospheric science. The phrase frequently refers to education received in schools, from elementary to tertiary. On the other hand, it occasionally refers to all initiatives made to educate the general public and other audiences, such as media campaigns, websites, print materials, etc. Environmental education (EE) is the process of educating people and communities to help them become part of a society that understands the environment and the issues that it faces, is aware of those problems' solutions, and is driven to find those answers. In summary, the purpose of environmental education is to help people become more aware of their surroundings and to teach them how to properly care for it, so improving the quality of life on Earth.

According to the United Nations Educational, Scientific, and Cultural Organization (UNESCO), environmental education (EE) plays a critical role in raising public environmental awareness and fostering in society an innate respect for nature. UNESCO underscores the significance of EE in preserving future worldwide advancements in societal quality of life (QOL) by means of environmental conservation, poverty eradication, inequality reduction, and sustainable development insurance (UNESCO, 2014a).

EE is a complex process, covering not just events, but a strong underlying approach to society building as a whole. EE provides people with the awareness needed to build partnerships, understand NGO activities, develop participatory approaches to urban planning, and ensure future markets for eco-business.

Curriculum Development for Environmental Education

1. Needs Assessment and Goal Setting

It is crucial to comprehend the distinct requirements and objectives of an educational establishment while creating a curriculum that satisfies both national and state requirements and the institution's environmental stewardship vision. The methodical procedure that FasterCapital employs for needs assessment and goal-setting guarantees that the curriculum is customized to meet the unique needs of the customer. Through thorough stakeholder engagement, FasterCapital determines the essential competences and learning objectives that

the organization seeks to achieve. This is an important phase because it creates the groundwork for a curriculum that will be powerful, relevant, and engaging for pupils.

1. Holding Stakeholder Interviews: Talking with educators, managers, students, and locals can help you get a wide variety of perspectives and expectations.
2. Carrying out a gap analysis: Assessing the existing curriculum to find topics that need to be improved upon or new environmental education-related content added.
3. Specifying Outcomes: Working with the organization to create quantifiable, explicit goals for student learning outcomes.
4. Aligning with requirements: Making sure the environmental science curriculum complies with regional, state, and federal educational requirements.
5. Customizing Content: Creating distinctive modules that capture the spirit of the organization and the surrounding surroundings.
6. Using Pedagogical Strategies: Offering guidance on efficient teaching techniques that promote critical thinking and experiential learning.
7. Providing Ongoing Support: Giving teachers adopting the new curriculum access to professional development opportunities and continuing support.

For instance, FasterCapital may include marine biology and conservation initiatives in the curriculum if the school is located close to the shore. This may entail establishing objectives, such as comprehending how human activity affects coral reefs, which would subsequently be turned into activities and lesson plans tailored to each student. By doing this, FasterCapital guarantees that the curriculum has a strong connection to the students' real-world experiences in addition to being instructive.

2. Curriculum Framework Design-The significance of the curriculum It is impossible to emphasize design in the context of environmental education. It acts as a guide for providing a thorough and well-rounded educational experience that instills a sense of responsibility for environmental stewardship in addition to imparting information. FasterCapital is aware that every educational institution has different requirements and goals. As a result, we customize our approach to meet the unique objectives of each of our customers, guaranteeing that the curriculum we create is interesting, engaging, and pertinent to the experiences of the students.

1. Needs Assessment: To start, we carefully examine the needs of the educational institution, the student body's demographics, and the particular environmental issues

that the community finds meaningful. For instance, if a school is close to the seaside, marine conservation may be emphasized.

2. **Definition of Learning Outcomes:** Curriculum creation is guided by the establishment of specific, quantifiable learning outcomes. The purpose of these goals is to guarantee that students get the skills, information, and attitudes needed to become environmentally conscientious members of society.
3. **Material Development:** Our knowledgeable staff produces accurate and captivating material. Case studies, project-based learning exercises, and interactive modules are all included in this. Students may, for example, work on a project where they determine the carbon footprint of their school and create a plan to lower it.
4. **Pedagogical Strategies:** We use a range of instructional techniques designed specifically for environmental education, including inquiry-based learning, experiential learning, and group projects that foster critical thinking and problem-solving.
5. **Assessment Design:** We create formative and summative tests that are in line with the learning objectives in order to evaluate the curriculum's efficacy. These might include speeches on environmental topics, journals with reflections, or quizzes.
6. **Professional development:** Since teachers are essential to the curriculum's successful implementation, FasterCapital offers professional development workshops to provide them the skills and information they need to properly teach the material.
7. **Constant improvement:** After the curriculum is put into place, we collect input from teachers and students to make sure it is still relevant and effective.

By taking these actions, FasterCapital makes sure that the Curriculum Framework Design is a dynamic framework that changes to meet the demands of the school and its students rather than being a set blueprint. Because of our collaborative approach, we collaborate closely with our customers at every stage of the process—from first consultation to successful implementation and beyond. By utilizing FasterCapital, educational establishments may guarantee that their environmental education programs will work as a catalyst for change, motivating the next generation to take significant environmental action.

3. **Content Research and Resource Gathering-**It takes a thorough dive into a large ocean of knowledge to fully comprehend the complicated web of life and the environment that supports it. At FasterCapital, we understand that careful resource gathering and content

research form the cornerstone of every strong environmental education program. This stage involves more than simply gathering data; it also entails designing a customized educational path that meets the needs of the students and piques their interest in the natural environment. Because of our methodical and comprehensive approach, we can guarantee that every piece of information is correct, pertinent, and interesting.

1. **Determining Educational Goals:** First, we match the content to the precise learning objectives that the client has requested. We design the study to achieve these goals, whether they involve biodiversity, climate change, or sustainable behaviors.
2. **Extensive Subject study:** Our group carries out a wide range of study in several fields, such as biology, ecology, conservation, and environmental policy. To provide a comprehensive and diversified knowledge foundation, we use a range of sources, including academic publications and field investigations.
3. **Resource Validation:** We put each resource through a thorough validation procedure. To guarantee the dependability and correctness of the content, we cross-reference data and speak with subject matter experts.
4. **Interactive content creation:** We make learning modules including games, quizzes, and simulations in addition to factual information. To comprehend the effects of various conservation measures, students may, for instance, participate in a virtual forest management simulation.
5. **Cultural and Contextual Relevance:** It is critical that the content be relevant to the cultural and geographic background of the learners. We select relevant case studies and illustrations, such looking at regional conservation initiatives or native environmental wisdom.
6. **Sustainability Updates:** The subject of environmental science is fast advancing. We constantly update our materials with the most recent findings and inventions, such as innovative techniques for conservation or new technology for renewable energy.
7. **Tailored educational resources:** We provide worksheets, lesson plans, and PowerPoints that are appropriate for the age group and classroom setting. This may

include coming up with kid-friendly projects for the younger pupils, like a nature walk diary or a recycling project.

8. **Assessment Tools:** We create assessments that are in line with the learning objectives in order to gauge the success of the program. Project-based evaluations and thoughtful writings on environmental stewardship are two examples of these.
9. **Professional Development:** To make sure teachers are prepared to teach the curriculum, we also give them training materials. Workshops on incorporating environmental themes into already-existing subjects are part of this.
10. **Community Engagement:** In order to promote a community-based approach to environmental education, we lastly help to link local environmental specialists and groups. This might entail planning field visits to nearby conservation areas or inviting environmental professionals to give lectures.

Customers may be certain of a thorough, current, and captivating environmental education curriculum that not only educates but also motivates action for a sustainable future by entrusting FasterCapital with the Content Research and Resource Gathering stage.

4. **Development of Learning Outcomes-**crucial phase in creating a curriculum for environmental education is developing learning outcomes. The fundamental aims and objectives that will direct the whole educational process are set at this phase. FasterCapital is aware of the importance of this stage since it establishes the standards for what knowledge and skills students should acquire at the end of the course. Customers may make sure that their learning objectives are customized to address the particular environmental difficulties of their location in addition to being in line with educational standards by working with FasterCapital.

5. **Creation of Lesson Plans and Activities-**One of the most important phases in developing an environmental education curriculum is creating lesson plans and activities. During this stage, the theoretical components of the curriculum are turned into exciting, hands-on learning opportunities that appeal to the students. In order to guarantee that the lesson plans are not

only educational but also motivate students to take an active role in protecting the environment, FasterCapital recognizes the importance of this phase and provides extensive support. Our method is interactive, team-based, and customized to fit the particular requirements of every school.

6. Integration of Pedagogical Strategies

One of the most important phases in developing an environmental education curriculum is integrating pedagogical methodologies. During this stage, the theoretical components of the curriculum are implemented into real-world teaching and learning scenarios. FasterCapital is aware of the importance of this phase since it has a direct bearing on how successful the educational initiative is. FasterCapital guarantees that the curriculum is not only educational but also interesting and flexible enough to accommodate various learning preferences by combining a range of instructional strategies and learning exercises.

7. Pilot Testing and Feedback Collection-Lot testing and feedback gathering are essential steps in creating any curriculum, but they're especially important when it comes to environmental education. This stage allows teachers to assess the efficacy of the curriculum, instructional strategies, and teaching resources in a controlled, real-world classroom environment. It acts as a link between theoretical design and practical application. As this phase guarantees that the curriculum not only satisfies academic criteria but also appeals to the kids and instructors who will be utilizing it on a regular basis, FasterCapital understands the importance of this step.

8. Final Revisions and Editing-A crucial phase in the creation of the environmental education curriculum is the process of final revisions and editing. It guarantees that the instructional content is interesting and pertinent to the students' learning process in addition to being correct and current. FasterCapital recognizes that the finished output must meet the greatest standards of academic brilliance, thus it takes this process seriously. Our team of specialists carefully revises the curriculum to ensure that it follows pedagogical best practices, integrates the most recent environmental research, and complies with educational requirements.

9. Implementation and Teacher Training-The efficacious execution of an environmental education program is contingent upon the proficient preparation of educators who will instruct it. Acknowledging this crucial phase, FasterCapital provides extensive assistance to

guarantee that educators has expertise not only in the course material but also in the pedagogical strategies that promote a dynamic and captivating learning atmosphere. Our strategy is to provide teachers with the information and abilities needed to motivate pupils and foster a lifelong respect for environmental

Strategies for Environmental education

Effective environmental education requires a planned and organized approach. To promote awareness of building a sustainable future, the council has already put in place a number of publications and initiatives. Creating a proactive approach is the main goal of this strategy.

Effective Strategies for Environmental Education

- **Cultivating a Sense of Environmental Responsibility among Students**-We enable students to take on the role of Earth's protectors by strengthening their bond with the natural world and raising awareness of the effects of human activity. There are several ways to promote environmental responsibility, including encouraging recycling and trash reduction programs and incorporating sustainable practices into everyday activities.

Teachers may help students develop an awareness of the environment through stimulating assignments, lively debates, and engaging activities. By showcasing the achievements of people who have had a major impact on the environment, we can motivate students to take similar action.

- **Fostering Critical Thinking and Problem Solving in Environmental Education**
Teachers help students develop their critical thinking skills by assisting them in the processes of obtaining data, interpreting it, and coming up with answers. By using this method, students not only learn more about environmental challenges but also develop critical problem-solving abilities that they can use outside of the classroom.

By incorporating project-based learning into environmental education, students may collaborate to solve real-world problems. Students gain a sense of ownership and excitement from this practical approach when they see tangible outcomes that have a beneficial influence on their environment.

- **Adopting Experiential Learning Approaches**

Students can participate in practical tasks including planting trees, assessing the quality of the water, and doing biodiversity assessments through experiential learning. Through these experiences, kids have a deeper awareness of the importance of environmental education and are also equipped to take action to protect it.

We can better assist students in comprehending the nature of environmental education by allowing them to assess real-life environmental concerns and come up with innovative solutions. Through hands-on problem-solving activities, students get a more profound comprehension of environmental issues.

- **Collaborating with Local Communities and Organizations**

Through collaborating with local stakeholders like government agencies, non-profits, and community groups, educators may design engaging learning opportunities that transcend beyond the classroom. Through these partnerships, children may cultivate responsibility and have a greater awareness of their local environment.

Additionally, students can gain actual experience exploring different ecosystems through collaboration with environmental conservation organizations. Through these cooperative projects, students broaden their knowledge and acquire useful abilities like leadership and cooperation that will help them create a resilient future.

- **Using Technology and Digital Tools to Enhance Environmental Education**

Students may properly comprehend the nature of environmental education with the aid of easily available and dynamic resources found on online platforms and educational applications. With the use of virtual reality technology, students may investigate ecosystems, watch animals, and see how the world is changing in an engaging and lifelike way.

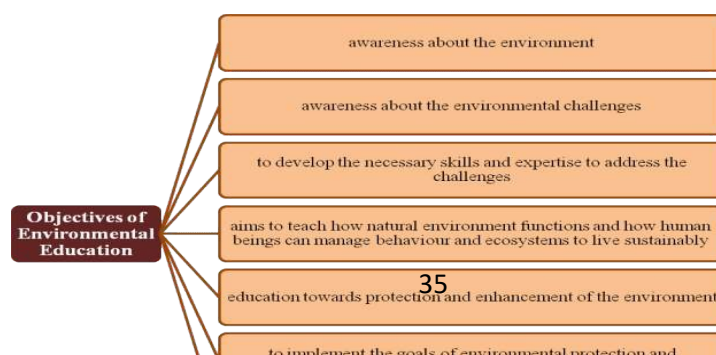
Students can collaborate on projects, exchange ideas, and have debates outside of the classroom thanks to digital tools that help with communication. Students may actively participate in scientific research and obtain insightful knowledge about their local environment by using digital technologies.

Objectives of Environmental Education: -Environmental education has wide-ranging goals. Through environmental education, systematic knowledge about the care that should be

done in the explanation and usage of natural resources for the development and advancement of people is imparted. Teaching people the values necessary for the preservation and wise use of the earth's resources is the main goal of environmental education. The necessary information and experience to appreciate the significance of such significant viewpoints are provided by environmental education. Understanding the significance of preserving a cordial and harmonious interaction between humans and the natural world is made possible in large part via environmental education.

The general objectives of environmental education are following:

1. To help students become more aware of the environment and the different issues it faces.
2. To assist students in understanding the connection between the environment and humans.
3. Educating students about the social standards that maintain harmony with the surrounding conditions.
4. To foster in students a favorable attitude about their surroundings.
5. The objective is to acquire the necessary skills for achieving the goals of environmental education and educational assessments.
6. To support the pupils in understanding how crucial it is to take the right actions to address environmental issues.
7. To foster the necessary interest in students to recognize environmental issues so they can be motivated to contribute toward finding solutions.
8. To set up circumstances that allow students to take part in the process of making environmental decisions.
9. Develop the capacity to use skills in order to achieve the necessary goals, as well as to realize and address environmental issues through social, political, cultural, and educational processes.
10. To educate people about the elements that make up the environment.
11. To educate people on how much they rely on natural resources.
12. To educate people about the effects of their current behaviors and the changes in the environment during the past 10 years.



Components of Environmental Education: -

The goal of environmental education is to make evident how interconnected the modern world is on all fronts—economic, social, political, and ecological—and how decisions and actions taken in one country can have an impact on other nations. In this view, environmental education ought to support the growth of a feeling of shared responsibility and solidarity across nations and regions as the cornerstone of a new global order that would ensure environmental improvement and protection.

The primary goal of grassroots environmental education is to effectively convey to people and communities the complexity of both the built and natural ecosystems. In addition, to get the information, morals, values, and practical skills necessary to take part in environmental quality management and social issue solving in a responsible and productive manner. Consequently, the following are essential elements of environmental education:

Need and Significance of Environmental Education: -

1. Following is an overview of the rationale for environmental education:

Environmental education must include knowledge of the changes that have affected the land, water, weather, vegetation, social, cultural, and political environments. Therefore, in order to address environmental issues, the general public has to be prepared with all of these.

2. Utilizing land, water, forests, and other mineral resources is the main aspect of the rural economy, with agriculture serving as its engine. The environment is affected by the unchecked and inappropriate use of these resources, which leads to a reduction in living standards, hunger, uprooting, and misery for people. Therefore, environmental education is essential to raise knowledge of the causes and consequences of these issues, including pollution, the lack of food and water, the onset of diseases, and natural disasters like floods, erosion, and desertification, as well as how to prevent them.

3. To promote worldwide understanding and cooperation, environmental education is necessary.

4. The government and the local population should benefit from public education about how government policies affect the environment.
 5. An important part of environmental education that the average citizen should be aware of is awareness of such global environmental challenges.
 6. The use of environmental education to help women and children achieve complete social and economic freedom. These represent a significant portion of the natural resource usage, particularly in rural areas.
 7. Given its absence, environmental education is crucial. In this region of the world, environmental education is essentially nonexistent.
 8. Environmental education is also crucial to our continued existence on the planet. It is imperative to preserve the natural resources and cultural history for not just the present generation but also for generations to come.
- To promote a thorough understanding of and concern for the interconnection of the social, political, ecological, and economic spheres in both urban and rural locations.
10. To establish new behavioral patterns toward the environment among people, communities, and society at large.
 11. To give everyone the chance to gain the information, morals, attitudes, dedication, and abilities required to preserve and enhance the environment.

VALUATION OF ENVIRONMENTAL RESOURCE MATERIAL-

Our goals are constantly at the forefront of our minds when we engage in ally action. Upon completion of an action, we frequently attempt to determine if it was worthwhile or not. In other words, we attempt to evaluate and assign a value to the activity. To put it another way, we attempt to assess our behavior. Similar to this, you have certain goals in mind when you create an ally teaching-learning session. To design additional learning activities for more recent events, you need to know how well your students met the goals from the previous activity. If your students have not met these goals, there is no use in organizing more learning opportunities.

Valuation

lets you determine if your students have achieved the necessary factual information, a grasp of generalizations and concepts, expected skills, and application abilities. It gives you verifiable and tangible proof of the students' learning. gives you feedback on how you're teaching so you may adjust the 111ethods to get better

outcomes. For instance, you should stop and ask yourself the following questions if, after giving a particular session, you discover that the majority of your students are unable to provide the correct answers:

Was the communication technique I used correct? Were the activities carried out in a way that suited the students' interests and age level?
Did I utilize language suitable for the age group?

You may determine the worth of the teaching-learning process with the aid of the assessment procedure. This evaluation considers both the improvement of your own teaching methods and the growth, development, and accomplishment of the students. Thus, it is reasonable to conclude that evaluation is an integral component of all educational processes. It enhances both your own performance and that of the students.

In summary, assessment is a procedure that aids in the following: obtaining feedback on every student's unique learning process; knowing how and to what extent your students have learned knowledge;

Evaluate your own instruction; note your advantages and disadvantages and make the necessary adjustments;

For sluggish learners, schedule remedial instruction; for rapid learners, schedule enrichment.

WHAT TO EVALUATE?

Understanding the elements of the environment is part of learning about it. These are things that the child is surrounded by and things that happen to them. It also involves understanding social structures, how they work, and the conventions, culture, and traditions of the area. It entails comprehending a variety of concepts and making conclusions about the aforementioned environmental factors.

Using the environment and its many components as a learning tool is known as "learning through the environment." Thus, via methodical investigation, the environment serves as a medium for education. The children gain skills in observation, data recording, data categorization and grouping, information gathering and sorting, determining cause and effect relationships, drawing conclusions, and other related tasks as they study the many elements of their surroundings. They use all of their senses to learn how to execute tasks on their own.

Utilizing one's knowledge and abilities to contribute to environmental improvement is known as "environmental learning." It involves having worries, feeling compelled to take action, and willingly engaging in environmental protection-related activities.

WHEN TO EVALUATE AND THE TYPES OF EVALUATION

It would be beneficial for you to consider the following queries while choosing the evaluation's design:

- When should I assess my students?
- What is the purpose of my evaluation? Is it used to grade every student? Or is it to ascertain what their learning challenges are?
- Is it better to analyze each child's growth and development in groups or as a whole in the class and compare performance?

Our educational system frequently uses tests and two different forms of evaluation. One kind of evaluation is carried out by the teacher in the classroom. We refer to it as internal assessment. An independent organization often conducts this kind of review. This process is known as externalization, and it basically refers to not giving yourself a test or examination. In several of our nation's states, there is no external examination at the primary level. The instructor conducts student evaluations as part of her regular teaching duties. Enhancing accomplishment levels is the aim of internal evaluation.

The internal way of evaluation differs based on what and why you wish to assess. A unit exam is the most common internal evaluation method used in classroom instruction. Here, you assess students' learning following the conclusion of a unit. Typically, a unit test is a paper-pencil test. It aids in primarily testing the cognitive or knowledge-based aspects of students' learning. In this instance, assessment occurs following the conclusion of a particular unit. Summative evaluation is the name given to this kind of assessment. Sometimes a unit is broken up into smaller ones and is rather long.

Formative assessment is more than just scoring cognitive objectives with a paper-pencil test. You may guarantee students' ongoing progress and development by implementing continual built-in assessment. A variety of instruments may be created to evaluate different facets of students' development and progress. For instance, you would like to know if students had the

prerequisite knowledge and abilities to learn a new course before you arrange it. You can do this by administering a pre-test that focuses on the subject notion that is necessary to grasp the newly learned material. This kind of pre-test gives you benchmark information. In other words, it provides you with information on students' learning levels so that you may organize future learning activities.

TOOLS AND TECHNIQUES ' OF EVALUATION

After choosing the assessment design, you need to choose the right instruments. The instruments must be connected to the goals and outcomes of the evaluation. The design of teaching and learning activities also begins with the objectives and learning outcomes. So let's examine the ways that teaching and learning situations and activities differ from evaluations. There are several approaches to achieve the goals. It would differ depending on the child's higher background and from child to youngster. Nonetheless, the following general categories may be used to describe the key components of the primary stage goal-achievement process:

- One activity may be planned and used to achieve one goal.
- Multiple activities might be planned to achieve a single goal.
- Multiple objectives can be achieved by carefully planning and managing a single action.
- A collection of objectives has a hierarchy that goes from simple to complicated. Every one of these calls for a distinct action.

Summary-In conclusion, including environmental education into the school curriculum may be viewed as an investment for a better future because the world is changing at a quicker rate. We are planting the seeds for a society that is more ecologically responsible and mindful as we teach the next generation about the need of environmental education. You have read about the assessment of students' learning in this unit. Assessment is necessary in order to determine the activity's worth. It gives you verifiable and tangible proof of the students' learning.

2. Learning for the environment refers to applying one's knowledge and abilities to enhance the surroundings. It entails having worries, having to take the initiative, and willingly engaging in environmental protection-related actions.

3. Internal or school-based assessments are the most beneficial for educators and students. You must choose the proper tools in order to create the evaluation. The instruments should be connected to the study of outsiders.

Unit-IV Practical work

The students are expected to be engaged in some of the following or similar identified activities:

- Discussion on one national and one international case study related to the environment and sustainable development.
- Field visits to identify local/regional environmental issues, make observations including data collection and prepare a brief report.
- Participation in plantation drive and nature camps.
- Documentation of campus biodiversity.
- Campus environmental management activities such as solid waste disposal, water Management and sanitation, and sewage treatment

Evaluating a Textbook of Environmental Education

Introduction

Evaluating a textbook of environmental education is a critical task to ensure that the materials used in the classroom effectively educate and engage students about environmental issues. This guide provides comprehensive criteria and practical steps for evaluating an environmental education textbook, considering factors such as content quality, pedagogical approach, inclusivity, scientific accuracy, and relevance to contemporary issues.

Key Criteria for Evaluation

1. Content Accuracy and Relevance

Scientific Accuracy

- **Verify Information:** Check that the information presented in the textbook is scientifically correct. Cross-reference facts with reputable scientific sources.
- **Current Data:** Ensure that the textbook uses up-to-date data and research findings to reflect the latest developments in environmental science.

Relevance to Current Issues

- **Contemporary Topics :** The textbook should address current environmental challenges such as climate change, biodiversity loss, pollution, and sustainable development.
- **Case Studies:** Include real-world examples and case studies that highlight contemporary environmental issues and solutions.

2. Curricular Alignment

Educational Standards

- **National and State Standards:** Ensure the textbook aligns with national or state educational standards for environmental education, such as the Next Generation Science Standards (NGSS) or local curriculum frameworks.
- **Learning Objectives:** Check if the textbook's learning objectives match the goals set out in these standards.

Curriculum Integration

- **Interdisciplinary Approach:** Evaluate how well the textbook integrates environmental education with other subjects like science, geography, social studies, and language arts.
- **Holistic Learning:** Look for content that promotes a holistic understanding of environmental issues, considering ecological, social, and economic dimensions.

3. Pedagogical Approach

Teaching Methods

- **Active Learning:** Assess if the textbook encourages active learning through methods such as inquiry-based learning, project-based learning, and experiential learning.
- **Critical Thinking:** Check if the textbook promotes critical thinking and problem-solving skills by posing challenging questions and presenting complex scenarios.

Activities and Projects

- **Hands-On Activities:** Look for opportunities for hands-on activities and experiments that engage students in practical learning.
- **Real-World Applications:** Ensure the textbook includes projects and activities that connect classroom learning to real-world environmental issues.

4. Inclusivity and Representation

Diverse Perspectives

- **Cultural Inclusion:** Ensure the textbook includes diverse cultural, social, and economic perspectives on environmental issues, reflecting the global nature of these challenges.
- **Local and Indigenous Knowledge:** Incorporate local and indigenous knowledge and practices related to environmental stewardship.

Equity and Accessibility

- **Accessible Language:** The language used should be accessible to all students, including those with varying levels of reading proficiency.
- **Representation:** Ensure the textbook represents a diverse range of voices and experiences, avoiding stereotypes and biases.

5. Clarity and Organization

Structure

- **Logical Flow:** The textbook should have a logical structure with well-organized chapters and sections that build on each other progressively.
- **Chapter Summaries:** Each chapter should include summaries that recap the key points and help students review the material.

Explanations

- **Clear Explanations:** Ensure that concepts and explanations are clear, concise, and appropriate for the intended grade level.
- **Visual Aids:** Look for the use of visual aids such as diagrams, charts, and illustrations to enhance understanding.

6. Engagement and Interactivity

Interactive Elements

- Engaging Content: The textbook should include interactive elements such as case studies, discussion questions, and digital resources.
- Multimedia Integration: Assess if there are multimedia resources like videos, interactive simulations, and online activities that complement the textbook content.

Student Involvement

- Active Participation: Evaluate how the textbook encourages students to actively participate in their learning through group discussions, projects, and presentations.
- Feedback Mechanisms: Look for opportunities where students can provide feedback on their learning experiences and reflect on their understanding.

7. Environmental Literacy and Action

Empowerment

- Action-Oriented: Determine if the textbook encourages students to take action on environmental issues, promoting a sense of agency and responsibility.
- Problem-Solving: Assess if the textbook includes problem-solving activities that require students to develop and implement solutions to environmental problems.

Responsibility

- Stewardship: The textbook should foster a sense of environmental stewardship, encouraging students to care for the environment and make sustainable choices.
- Ethical Considerations: Ensure the textbook addresses the ethical dimensions of environmental issues, helping students understand the moral implications of their actions.

Practical Steps for Evaluation

1. Content Analysis

Review Chapters

- Detailed Review: Read through the chapters and sections to check for content accuracy, relevance, and completeness.
- Content Balance: Ensure there is a balance between different types of content (theoretical, practical, case studies) and topics covered.

Current Issues

- **Timeliness:** Check that the textbook addresses current environmental issues and integrates the latest research and data.
- **Emerging Topics:** Look for content that covers emerging environmental topics and trends, ensuring students are aware of the latest developments.

2. Pedagogical Review

Teaching Strategies

- **Variety of Methods:** Evaluate if the textbook uses a variety of teaching strategies to cater to different learning styles and preferences.
- **Scaffolded Learning:** Check if the textbook provides scaffolded learning experiences that gradually build students' knowledge and skills.

Learning Styles

- **Inclusivity:** Ensure the textbook caters to different learning styles, including visual, auditory, and kinesthetic learners.
- **Adaptive Learning:** Assess if the textbook includes adaptive learning elements that can be tailored to individual student needs.

3. Expert Consultation

Feedback

- **Consult Experts:** Seek feedback from environmental educators, scientists, and curriculum specialists to validate the content and approach of the textbook.
- **Peer Reviews:** Consider peer reviews and endorsements from reputable environmental education organizations.

Validation

- **Cross-Referencing:** Use expert feedback to cross-reference and validate the information and pedagogical approaches used in the textbook.
- **Revisions:** Make necessary revisions based on expert suggestions to enhance the textbook's quality and effectiveness.

4. Field Testing

Classroom Implementation

- Pilot Testing: Implement the textbook in a classroom setting as a pilot project to gather practical feedback.
- Teacher Feedback: Collect feedback from teachers on the usability, effectiveness, and engagement level of the textbook.

5. Gather Feedback

- Student Feedback: Collect feedback from students regarding their learning experiences, understanding, and engagement with the textbook.
- Continuous Improvement: Use the feedback collected to make continuous improvements to the textbook, ensuring it remains relevant and effective.

Conclusion

Evaluating a textbook of environmental education requires a thorough and systematic approach to ensure it meets high standards of quality and effectiveness. By considering criteria such as content accuracy, pedagogical approach, inclusivity, engagement, and alignment with educational standards, educators can select textbooks that not only educate but also inspire students to become informed and responsible environmental stewards. This guide provides a comprehensive framework for evaluating environmental education textbooks, helping educators make informed decisions in selecting the best materials for their classrooms.

Mode of Transaction

Teaching methods include:

Audio-Visual Methods: A wide range of tools viz. videos, transcripts, slides, tapes and audio tapes, music and models are included in this. These tools are used to illustrate the concepts difficult to comprehend by describing them.

Advantages:

- Students get involved with media they are already aware of
- Keeps attention of the audience
- Variety of content can be displayed
- Can be very dramatic and have a substantial impact

Community Studies or Case Studies or Issue Analysis:

Allows understanding of the actual problems

Students study real life situations from which they can learn and analyse.

Advantages:

- Students learn to do research, draw inferences and apply skills
- Promotes critical thinking
- Serving the community empowers students as learners, achievers and leaders.

Debate or Dialectic Description:

Teacher assigns role or specific problem to the students.

From interactions students learn and understand various viewpoints.

Students learn to understand and respect different points of view

Advantages:

- Total involvement of the students
- Students need to research extensively in order to make debate successful
- Enhances critical thinking and encourages verbal skills

Demonstration or Description:

A teacher or a student stands before the class showing and describing the issue or problem.

The method is used for concepts which are difficult and hard to visualize.

Advantages:

- Permanent knowledge gained during the demonstration method because of use of different senses.
- It helps in the understanding of complex topics and principles.
- Students are engaged and active throughout the teaching-learning process.

Discussion Description:

Open Forum with two way communication. The teacher acts as a guide, initiator, summarizer, and referee. It help students to make inferences, draw conclusions, and communicate

Advantages:

- Develops a sense of group learning
- Provides a means for clarification Retains interest

- Draws ideas from students and makes them think

Exposition Description:

Lecture, conveying information via one way communication, It has very little dialog if any.

Uses: Introductions, Directions, Short Explanations, Conclusions

Advantages:

- Much information in a short period of time
- Helps students learn to listen
- Easy for the professor

Projects:

Teacher provides a problem or situation that the group must solve

Advantages:

- Students gain depth knowledge of the problem
- Good example of what the real world is like
- Enhances critical thinking

Peer Teaching Description:

Teacher allows students to teach and share their knowledge

Advantages:

- If you can successfully teach someone else, you have really learned the concept.
- Allows students the chance to practice presentation skills

Guest Speaker Description:

Having someone with expert information present information to the students

Advantages:

- Renews the interest of students
- Students may be eager to hear “expert”
- Breaks up routine

Skits or Role Plays Description:

Acting out a story or scenarios in the hopes of conveying to the audience certain facts or ideas

Advantages:

- Active: gets students involved
- Humor
- Helps students visualize

Film Shows:

Films are all about describing a particular plot or theme via dialogue between characters. When films are used as teaching aids, they help in better understand the topic. By watching how the characters converse with one another, students get hints on expressing themselves properly.

Advantages:

- Deepens the Understanding of Students
- Movies Make Learning Fun
- Increases Students' Memory Performance
- They Help Create Awareness on Certain Issues

References:

1. Environmental Science –W. Cunningham and Saigo, McGraw Hill, New York.
2. A textbook of environment –Agrawal, Mcmillion publication, Mumbai.
3. Ecology and Environment-P.D. Sharma, Rastogi Publication, 2001.
4. Environmental Biology and Toxicology-P.D. Sharma, RastogiPublication ,2004.
5. Environmental Problems and solution- Asthana, S. Chand and company, New Delhi.